

Convotherm 4 easyDial Combi Steamer

C4ESD6.10C ELECTRIC DIRECT STEAM 7 x 1/1GN

- Direct steam system
- ACS+ (Advanced Closed System +) operating modes: Steam, Combi-steam, Convection
- ACS+ Extra Functions:
 - Crisp&Tasty - 5 moisture-removal settings
 - BakePro – 5 levels of traditional baking
 - HumidityPro - 5 humidity settings
 - Controllable fan – 5 speed settings
- easyDial: all functions can be set on one operating level
- ConvoClean fully automatic cleaning system
- HygienicCare
- USB port integrated in the control panel
- TriColor indicator ring - indicates the current operating status
- Steam generated by injecting water into the cooking chamber
- Right-hinged appliance door



Standard Features

- ACS+ operating modes:
 - Steam (30-130°C) with guaranteed steam saturation
 - Combi-steam (30-250°C) with automatic humidity adjustment
 - Convection (30-250°C) with optimised heat transfer
- HygienicCare: safety through antibacterial surfaces
 - easyDial control panel
 - Door handle and recoil hand shower
- easyDial user interface:
 - Central control unit, Convotherm Dial (C-Dial)
 - Digital display
 - Regenerating function - regenerates products to their peak level
 - 99 cooking profiles containing up to 9 steps
- Multi-point core temperature sensor
- Door handle with safety latch and sure-shut function
- RS232 and RS485 interface
- Data storage for HACCP figures
- Preheat and Cool down function
- ConvoClean fully automatic cleaning system, including optional single-measure dispensing

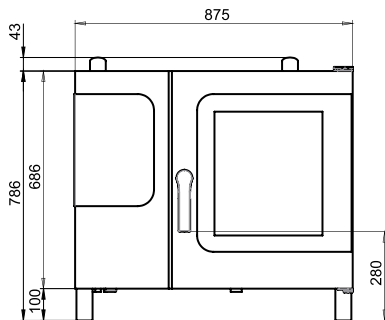
Options

- Steam and vapour removal (built-in condensation hood)
- Grill model with grease collection
- Marine model
- Ethernet / LAN interface
- Available in various voltages
- Sous-vide sensor, with external socket
- Core temperature sensor, with external socket

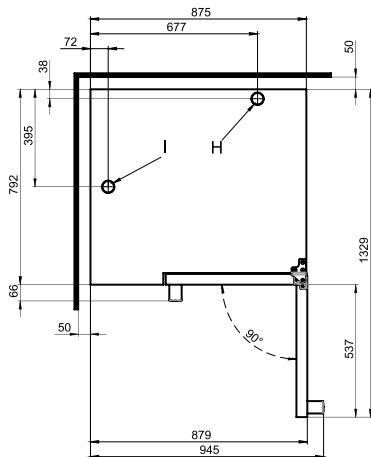
Convotherm 4 easyDial Combi Steamer

C4ESD6.10C ELECTRIC DIRECT STEAM 7 x 1/1GN

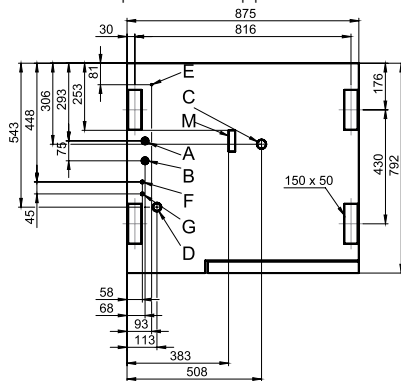
Front view



View from above with wall clearances



Connection positions in appliance floor



- A** Water connection (for water injection)
- B** Water connection (for cleaning, recoil hand shower)
- C** Drain connection DN 50
- D** Electrical connection
- E** Equipotential bonding
- F** Rinse aid connection
- G** Cleaning agent connection
- H** Air vent Ø 50 mm
- I** Ventilation port Ø 50 mm
- M** Safety overflow 80 mm x 25 mm

DIMENSIONS

| | |
|--------|--------|
| Width | 875 mm |
| Depth | 792 mm |
| Height | 786 mm |
| Weight | 105 kg |

PACKED DIMENSIONS

| | |
|------------------------------------|---------|
| Width | 1110 mm |
| Depth | 940 mm |
| Height | 1010 mm |
| Weight (including cleaning system) | 130 kg |

Safety clearances*

| | |
|---|--------|
| Rear | 50 mm |
| Right | 50 mm |
| Left (larger recommended for servicing) | 50 mm |
| Top (for ventilation) | 500 mm |

*Heat sources must lie at a minimum distance of 500 mm from the appliance.

INSTALLATION REQUIREMENTS

For precise installation instructions please refer to the units installation manual

LOADING CAPACITY

Max. number of food containers

| | |
|--|------|
| Shelf distance | 68mm |
| GN 1/1 (with standard rack) | 7 |
| 600 x 400 baking sheet (with appropriate rack) | 5 |

Max. loading weight GN 1/1 / 600 x 400

| | |
|-------------------|-------|
| Per combi steamer | 30 kg |
| Per shelf | 15 kg |

ELECTRICAL SUPPLY

| | |
|---|---|
| 3N~ 400V 50/60Hz (3P+N+E) | |
| Rated power consumption | 11.0 kW |
| Rated current | 15.9 A |
| Fuse | 16 A |
| RCD (GFCI), frequency converter (singlephase) | Type A (recommended), type B/F (optional) |

Special voltage options available on request.

Connection to an energy optimisation system as standard.

WATER CONNECTION

Water supply

2 x G 3/4" permanent connection, optionally including connecting pipe (min. DN13 / 1/2")

Flow pressure 150 - 600 kPa (1.5 - 6 bar)

Appliance drain

| | |
|----------------------------|---|
| Drain version | Permanent connection (recommended) or funnel waste trap DN50 (min. internal Ø: 46 mm) |
| Type | DN50 (min. internal Ø: 46 mm) |
| Slope for waste-water pipe | min. 3.5% (2°) |

WATER QUALITY

Drinking water

(install water treatment system if necessary)

Treated tap water for water injection

Untreated tap water for cleaning, recoil hand shower

Total hardness

| | |
|---|--|
| Injection (soft water) | 4-7 °dh / 70-125 ppm / 7-13 °TH / 5-9 °e |
| Cleaning, recoil hand shower (hard water) | 4-20 °dh / 70-360 ppm / 7-35 °TH / 5-25 °e |

Properties

| | |
|--|---------------|
| pH | 6.5 - 8.5 |
| Cl ⁻ (chloride) | max. 60 mg/l |
| Cl ₂ (free chlorine) | max. 0.2 mg/l |
| SO ₄ ²⁻ (sulphate) | max. 150 mg/l |
| Fe (iron) | max. 0.1 mg/l |
| Temperature | max. 40°C |
| Electrical conductivity | min. 20 µS/cm |

EMISSIONS

Heat output

| | |
|---------------|---------------------|
| Latent heat | 2100 kJ/h / 0.58 kW |
| Sensible heat | 2500 kJ/h / 0.69 kW |

Waste water temperature

max. 80 °C

Noise during operation

max. 70 dBA

STACKING KIT

Permitted combinations

| | |
|----------------------------------|---------------|
| (Electric on electric appliance) | 6.10 on 6.10 |
| | 6.10 on 10.10 |



Australia
moffat.com.au

New Zealand
moffat.co.nz

Australia
Moffat Pty Limited

Victoria/Tasmania
740 Springvale Road
Mulgrave, Victoria 3170
Ph 03-9518 3888

Fax 03-9518 3833
vsales@moffat.com.au
www.moffat.com.au

New South Wales
Ph 02-8833 4111
nswsales@moffat.com.au

South Australia
Ph 03-9518 3888
vsales@moffat.com.au

Queensland
Ph 07-3630 8600
qldsales@moffat.com.au

Western Australia
Ph 08-9413 2400
wasales@moffat.com.au

New Zealand
Moffat Limited

Christchurch
45 Illinois Drive
Izone Business Hub
Rolleston 7675
New Zealand
Telephone +64 3-983 6600
Facsimile +64 3-983 6660
sales@moffat.co.nz

Auckland
Ph +64 9-574 3150
sales@moffat.co.nz

In line with policy to continually develop and improve its products, Moffat Limited reserves the right to change specifications and design without notice.

© Copyright Moffat Ltd
AN.CON.S.1901

